



RRSPs – The Facts



**Everything
you need to
know about
RRSPs**

Everything you need to know about RRSPs



If you are like most Canadians, chances are you could use some help when it comes to saving for your retirement. Whether you are an investor who is just starting out, or a veteran of the financial markets, many people agree that the best place to start is by opening up a Registered Retirement Savings Plan or RRSP. When used to its full advantage, an RRSP can be a powerful tool that can save you money on your annual tax return while helping your savings grow.

Manulife Investments has written this booklet to provide you with the information you'll need to make the most of your retirement plan. This booklet describes RRSPs and how tax-deductible contributions you make to an RRSP will provide current tax savings. It also reviews how you can use your RRSP to create a sound financial retirement plan.



WHAT IS AN RRSP?

An RRSP is similar to an account you open at your favourite bank. But unlike a typical savings account, an RRSP acts like a tax shelter that provides you with a powerful incentive to save money for your retirement years. You can open an RRSP at many financial institutions including: banks, trust companies, life insurance companies, credit unions, caisses populaires, mutual fund, and stock brokerage firms. But unlike a savings account, an RRSP is designed to hold a number of investments such as stocks, bonds, and other popular securities including mutual funds, segregated funds and GICs.

An RRSP is generally available to you if you have qualifying income. Once you deposit funds into an RRSP, any growth or income earned on the underlying investment will not be taxed until you withdraw that money. In addition, you can claim tax deductions for contributions you make to your RRSP. But since you received a tax deduction when you contributed funds to the RRSP and the funds accumulated on a tax-free basis, if you decide to withdraw those funds prior to the plan's maturity, any amount withdrawn will be regarded as taxable income by the government and will be subject to tax in the calendar year you receive it.

When you hold the RRSP until the plan matures, the money you've saved can be withdrawn as a lump sum. But if you decide to go this route, the money you withdraw will be regarded as income and taxed in the calendar year you receive it. This could trigger a large tax bill. There are alternatives, however. By using your accumulated savings to purchase a retirement annuity or open a registered retirement income fund (RRIF), you are able to delay the receipt of your funds, and consequently, continue to defer paying tax on the savings remaining in the plan.



Why should I contribute to an RRSP?

There are two important reasons why you would want to make regular contributions to an RRSP:

- To lower the amount of tax you pay now
- To provide financial security for you and your family during retirement

TAX SAVINGS

Contributing to an RRSP can help you save tax. When you contribute to an RRSP, the amount you contribute is tax-deductible, thus lowering your taxable income. In addition, the investment growth earned on assets held within an RRSP will not be taxed as long as they remain in a registered plan. This is very significant since the value of your savings has the opportunity to compound tax-free, which means it could grow much faster than it would if you had to pay tax on your profits on an annual basis.


EFFECTS OF TAXATION ON YOUR SAVINGS

Taxation can have a very unfavourable effect on your savings. For example, a 10% rate of return on an investment may sound good, but if the return is fully taxable at a 45% marginal tax rate, you've actually only earned 5.5%.

The Chart on the next page illustrates how much faster savings can accumulate when the growth of an investment remains within a tax shelter.

In the example, we compare two scenarios. The first assumes that you contribute \$1,000 at the beginning of each year, your annual rate of return is 8%, and your marginal tax rate is 40%. In this scenario, your RRSP would accumulate to \$186,000 after 35 years. If you withdrew the entire amount in that year, you would have \$111,600 after paying taxes.

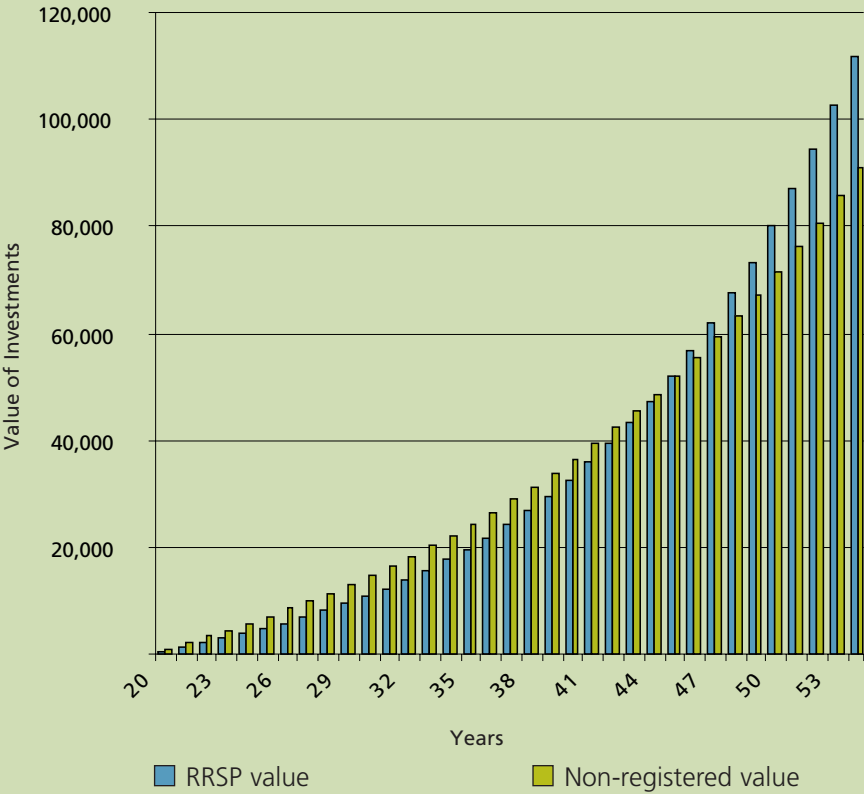
The second scenario assumes you invest \$1,000 annually outside a RRSP for 35 years with the same tax rate. But since this investment does not grow tax-deferred, you would only accumulate \$90,825.




What this example demonstrates is that even though your RRSP savings are subject to taxes when you withdraw them from the plan, you will still benefit by deferring taxes until that time.

HOW YOUR SAVINGS GROW

AFTER TAX VALUE OF REGISTERED VS NON-REGISTERED INVESTMENTS



*Based on annual contributions of \$1,000 at the beginning of each year, an 8% annual rate of return (fully taxable in the non-registered plan) and a marginal tax rate of 40%. For illustration purpose only. Rates of return will fluctuate and are not guaranteed.



When can I contribute?

You can contribute to an RRSP at any time. However, for contributions to be tax-deductible for any given year, they must be made on or before the 60th day of the next calendar year. This date typically falls on or about March 1st.

EARLY CONTRIBUTIONS: A GOOD HABIT TO GET INTO

As you can see from the previous example, making regular contributions to an RRSP can greatly increase your retirement savings.

But the problem is that many of us delay making our RRSP contribution until February of the following year. This is unfortunate because by leaving the contribution to the last minute, we lose out on some of the benefits that time can provide when investing in an RRSP. For example, making a contribution in January of the current year will provide the opportunity for the return on your investment to compound tax-deferred over an additional 14 months.

If making a large lump-sum contribution is too difficult for you, consider what's called a Pre-Authorized Payment Plan (PAC). With a PAC, you authorize regular withdrawals from your chequing account with the proceeds going into your RRSP. Under this arrangement, your contribution is automatic and you can budget for it in advance.

If you belong to your employer's Registered Pension Plan (RPP) the amount of

contributions that you can make to an RRSP will be less. However, you should still consider contributing to an RRSP to the fullest extent possible to supplement your pension benefits.

EARLY CONTRIBUTIONS ADD UP

Making regular RRSP contributions early in your career will help you take advantage of the tax-deferred compounding of investment returns. The following example helps illustrate the benefits of this practice.

Bill and Mary, both age 25, each contribute \$2,000 a year to an RRSP. Bill starts now and contributes for 10 years for a total of \$20,000. Mary waits 10 years to start contributions and then contributes \$60,000 over 30 years. Although Bill has contributed \$40,000 less than Mary, Bill has earned over \$70,000 more than Mary by age 65 – a convincing case for starting your RRSP contributions early.

	BILL	MARY
Starts contributing	Now (age 25)	After 10 years (age 35)
Contributes for	10 years	30 years
Annual contribution	\$2,000	\$2,000
Rate of return	8%	8%
RRSP Value at age:		
35	\$31,291	\$0
45	\$67,555	\$31,291
55	\$145,846	\$98,846
65	\$314,870	\$244,692
Difference	\$70,178	
Total contribution	\$20,000	\$60,000



How much can I contribute?

YOUR ANNUAL DEDUCTION LIMIT

Annual contributions to an RRSP are generally deductible within the limits outlined in the table below.

RRSP DOLLAR LIMITS	
2004	\$15,500
2005	\$16,500
2006	\$18,000
2007	Indexed*

* Note: After 2006, the RRSP dollar limit will be indexed in line with the increase in the average industrial wage in Canada.

CALCULATING YOUR DEDUCTION LIMIT

In any given calendar year, your RRSP deduction limit is equal to:

- Any unused RRSP deduction room left over from prior years (see chart)
- Plus the lesser of 18% of your earned income for the prior year or the RRSP dollar limit for the current year
- Minus the Pension Adjustment (PA) reported on your prior year's T4 (to reflect the value of the benefits provided by your employer's pension plan)

- Minus any Past Service Pension Adjustment (PSPA) reported in the current year, if appropriate.

- Plus any Pension Adjustment Reversal (PAR) reported, if applicable.

Remember that the earned income used in this calculation is for the prior calendar year, not the current calendar year. This allows you to calculate your RRSP deduction limit in advance.

As an example, consider John. John has never contributed to an RRSP even though he had earned income in prior years. He now has \$5,000 of unused contribution room. He earned \$40,000 last year and was a member of his employer's pension plan. His pension adjustment from last year was \$3,000. John's RRSP deduction limit for the current year is calculated as follows:

Unused contribution room	\$5,000
Lesser of 18% of \$40,000 (\$7,200) and \$15,500 (the limit for the current year)	\$7,200
Sub total less	\$12,200
Pension adjustment	(\$ 3,000)
Total available contribution room	\$9,200



What is unused RRSP deduction room?

Unused deduction room is the cumulative difference between your RRSP deduction limit and the contributions that you have actually made. Since 1991, unused RRSP deduction room can be carried forward indefinitely. If you miss making all or part of your contribution in any year, you can carry forward the unused amount to make this contribution in future years.

Although the provision for a carry-forward of RRSP deduction room gives you more flexibility in making contributions, it also requires more careful record-keeping of your RRSP deduction limits, and the contributions you've made and deducted each year. You are not required to claim all the contributions that you make to an RRSP in the calendar year that you make them. However, if you make a contribution but do not deduct it, you must report the unclaimed contribution on Schedule 7 of your Income Tax return.

YOU CAN OBTAIN YOUR RRSP DEDUCTION LIMIT IN A NUMBER OF WAYS:

1. Add the amount of your unused RRSP deduction room on your Income Tax Notice of Assessment for the prior calendar year.
2. You can access your account online on the Canada Revenue Agency (CRA) website (<http://www.cra-arc.gc.ca/eservices/tax/individuals/myaccount/menu-e.html>).
3. You can call CRA directly. The TIPS (Tax Information Phone Service) line is 1-800-267-6999 and the general information line is 1-800-959-8281.

CAN I CARRY FORWARD MY TAX DEDUCTION?

Contributions you make to your RRSP can be carried forward and deducted in future years. This only applies to contributions paid in 1991, or later. You may want to postpone claiming a deduction if your income is lower this year than it will be in a future year – if your marginal tax rate is higher in a subsequent year, claiming the deduction then will result in a higher tax refund.

Postponed deductions are permitted even after age 69. Investors may want to consider maximizing their contributions in the year they turn 69. They can then carry forward the deduction(s) to lower their taxable income during retirement.



Can I make extra contributions to my RRSP?

Certain qualifying income may be transferred to your RRSP in any year or within 60 days of the next calendar year. These contributions are in addition to your annual RRSP deduction limit. Qualifying income includes:

- Lump-sum amounts from non-registered plans for services rendered by a person while that person was not a resident of Canada
- Retiring allowances received from your employer, or under a retirement compensation arrangement, on retirement or for loss of office, within certain limits (see Retiring Allowances in this section)
- A refund of premiums from an RRSP on the death of your spouse or, where you are a financially dependent child or grandchild because of physical or mental infirmity, on the death of a parent or grandparent
- Lump-sum amounts from an RPP received because of your spouse's death

WHAT HAPPENS IF I CONTRIBUTE TOO MUCH?

The Income Tax Act imposes a penalty of 1% per month on a taxpayer's "cumulative excess amount." Generally, if you have more than \$2,000 of contributions over your maximum RRSP deduction limit, you may be subject to the penalty of 1% per month on the excess amount for every month that amount remains in your RRSP.

WHAT HAPPENS IF I TRY TO WITHDRAW AN EXCESS CONTRIBUTION?

Contributions you have made to your RRSP that exceed the amount prescribed can be withdrawn tax-free during the same year that the excess contribution is made, during the year the income tax assessment is completed, or in the following year. You will require Form T3012A certified by CRA to withdraw the excess contribution tax-free or you can make the withdrawal with taxes withheld and attach Form T746 to your tax return to have the taxes reimbursed.

RETIRING ALLOWANCES

Retiring Allowances are amounts paid by your employer upon retirement or loss of employment. The eligible amount of a Retiring Allowance, including payments received from a Retirement Compensation Arrangement, can be transferred to your RRSP and is calculated as follows:

- \$2,000 for each year before 1996 during which you were employed with that employer, plus
- \$1,500 for each year of employment during which you were not a member of the Registered Pension Plan (RRP) or Deferred Profit Sharing Plan (DPSP) prior to 1989.



Employer-based retirement savings plans

If you are a member of your employer's Registered Pension Plan (RPP) and/or Deferred Profit Sharing Plan (DPSP), you will receive a Pension Adjustment (PA) or a Past Service Pension Adjustment (PSPA). These amounts will reduce your RRSP deduction limit.

PENSION ADJUSTMENTS FOR DEFINED CONTRIBUTION PLANS

If your Registered Pension Plan is a defined contribution plan (i.e. the contribution is based on a percentage of current earnings and pension amount is based on the funds available when you retire), the Pension Adjustment represents the total contributions made to the Registered Pension Plan in the year by both you and your employer, but does not include any investment earnings on those contributions.

PENSION ADJUSTMENTS FOR DEFINED BENEFIT PLANS

If your Registered Pension Plan is a defined benefit plan (the maximum pension amount is normally determined by a level of earnings and years of service, while the contribution is actuarially determined to fund the pension amount), the Pension Adjustment is calculated by a formula. This formula is generally nine times the benefit entitlement earned under your registered pension plan in the year, less \$600.

DEFERRED PROFIT SHARING PLAN

If you belong to a Deferred Profit Sharing Plan, the pension adjustment reflects the contributions made by your employer to the plan.

HOW DO I KNOW WHAT MY PENSION ADJUSTMENT IS?

Your employer is responsible for calculating your Pension Adjustment and reporting it on your T4 tax form. Since the RRSP deduction limit uses the prior year's Pension Adjustment figure, you can refer to your prior year's T4 (usually issued in February of the current year) to calculate your current year's RRSP limit.



What is earned income?

The 18% maximum contribution limit calculation is based on the amount of income you earned during the previous year. The following are all considered sources of income when calculating your RRSP deduction limit.

EARNED INCOME IS THE TOTAL OF:

- Your income from employment, including all taxable benefits, and payments from employee profit sharing plans, employee benefit plans and salary deferral arrangements, less all employment-related deductions such as travelling expenses, professional membership dues and salary reimbursements
- Any income from royalties if you are an author or inventor
- Any income from the carrying on of a business, either alone or as a partner actively engaged in the business
- Net rental income
- Amounts received from supplemental unemployment insurance benefits (This does not refer to employment benefits.)
- Net research grants
- Alimony and maintenance receipts (or similar allowances relating to former common-law relationships) included in your income

- Any CPP/QPP disability pension amounts received by you while a resident of Canada

MINUS THE SUM OF:

- Losses from the carrying on of a business either alone, or as a partner actively engaged in the business
- Net rental losses
- Alimony and maintenance payments (or similar allowances relating to former common-law relationships) deductible in computing your income



What can I put into my RRSP?

You can hold investments such as common shares of corporations (stocks), Canada Savings Bonds, mutual funds or segregated funds in your plan. Generally, if you want to hold stocks, bonds and other types of alternative investments, you will need to open what is commonly referred to as a self-directed RRSP.

HOW LONG CAN I CONTRIBUTE TO MY RRSP?

Because an RRSP is essentially a retirement savings vehicle, it has been designed to mature when you turn 69.

When you turn 69, you must make your annual RRSP contribution by December 31 of that year. You must also collapse your RRSP by December 31 of that year. If you are over age 69, you may still contribute to your spouse's RRSP – as long as your spouse is under age 69.

Since age 69 marks the last year that you can make a contribution to your own RRSP, it is advantageous for you to make your last eligible contribution before you close your plan. If you have not claimed a deduction for all contributions made up to the end of the year in which you turned 69, you can still claim them in future years (i.e. there is no age limit for claiming a deduction as long as the contribution was made in or before the year you turned 69).

WHAT IF I NEED THE FUNDS BEFORE I RETIRE?

An RRSP may be terminated at any time prior to maturity and the proceeds distributed to you. However, the amounts withdrawn before maturity will be taxed in that same year. You may take partial withdrawals without terminating the plan. The gross amount of any withdrawal must be included in your income when calculating your annual tax bill.

When you withdraw money from your RRSP, your financial institution will withhold tax from the amount withdrawn by you. The tax withheld may be claimed as a credit on your income tax return as income tax paid during that year.

The amount of tax withheld by your financial institution will be based upon the amount withdrawn.

Amount withdrawn	Tax rate	Tax rate in Quebec*
\$5,000 or less	10%	21%
\$5,000.01 to \$15,000	20%	30%
Over \$15,000	30%	35%

* Combined federal and Quebec withholding rates



HOW TO MINIMIZE THE WITHHOLDING TAX

The amount of tax that is withheld by your financial institution for RRSP withdrawals can be minimized by making sure each withdrawal is \$5,000 or less and each withdrawal is a separate request. Canada Revenue Agency requires that one request for a series of withdrawals be totalled and considered as one withdrawal for tax withholding purposes.*

* This strategy does not apply in Quebec since the total cumulative withdrawals for the year are used for Quebec withholding purposes.



What type of RRSP should I choose?

RRSPs are generally classified into two categories: direct and self-directed. The general features of each type of RRSP do not change. What does change is the characteristic of the investment that can be held within each type of plan.

DIRECT PLANS

Financial institutions such as insurance companies, banks, trust companies, credit unions, loan companies and certain corporations authorized to sell investment contracts will accept cash or assets from other RRSPs.

The issuer of the plan purchases qualified investments such as GICs, bonds, mortgages, equities or mutual funds as directed by you.

The plan may require that all contributions be invested in a specific type of investment (like a GIC) or it may contain several investment choices.

SELF-DIRECTED PLANS

With a self-directed RRSP, a trustee holds and administers the RRSP investments, but you direct the trustee on how to invest the funds. The trust deed may permit investment in a variety of qualified investments or it may restrict investment, for example, to units of a specified family of mutual funds.

A self-directed RRSP offers you more flexibility and control over your investments and will require more direct involvement when managing your investments.

CAN I HAVE MORE THAN ONE PLAN?

You may have as many RRSP plans as you wish. You may prefer to have separate plans to take advantage of different investment options or financial institutions. However, if you have more than one plan, you will pay more in administration fees and you will need to spend more time keeping track of your various plans.

A self-directed RRSP or a managed RRSP fund that holds mutual and segregated funds will likely provide you with the diversity that you require.

CAN I TRANSFER MONEY BETWEEN PLANS?

You may transfer your RRSP funds from one plan to another without tax consequences, provided the funds go directly to the new plan without having been available for your use.



What is a Spousal RRSP?

A spousal RRSP is a plan that is opened in your spouse's name to which you make contributions. With a spousal RRSP, the contributor claims the tax deduction, but the contributor's immediate benefit stops there. Your spouse will be the legal owner of the plan and, as such, will make all the investment decisions and withdrawals. The total contributions you make to both your plan and a spousal RRSP may not exceed your contribution limit. In addition, any contribution you make to a spousal RRSP does not affect your spouse's deduction limit for the year.

The advantage of a spousal RRSP is that it can provide you with opportunities to split income before and after retirement. Tax savings are realized when the spouse residing in the lower tax bracket down income from the plan. The net effect is that the couple will pay less tax overall.

Withdrawals from a spousal RRSP will be taxed in your spouse's hands provided that the

contributor has not invested any amount in any spousal plan in the current or preceding two calendar years. If the spouse makes a withdrawal before maturity and the contributor has deposited cash or other assets to the spousal RRSP in the current or preceding two calendar years, the amount withdrawn (up to the amount of the contributor's deposit) will be included in the contributor's income for that year.

Provided you have sufficient earned income, contributions can be made to a spousal RRSP until the end of the year in which your spouse turns 69.

INCOME SPLITTING CAN SAVE YOU TAX

The following table helps illustrate how income splitting can work. In this example, a couple withdrawing the same amount of income are able to save \$2,280 annually by using this strategy.

Retirement plan	Contribution	Income at retirement	Marginal tax rate paid on annuity income
Individual RRSP	\$5,000 per year for 3 years at 10% annual rate of return	15-year annuity at \$12,000 per year	45% income tax paid by individual
Spousal RRSP	\$5,000 per year for 3 years at 10% annual rate of return	15-year annuity at \$12,000 per year	26% income tax paid by individual \$2,280 annual tax savings realized by spousal RRSP



Home Buyers' Plan and Lifelong Learning Plan

The Home Buyers' Plan and the Lifelong Learning Plan allow you to withdraw funds out of your RRSP for specific purposes. The funds are not taxed when withdrawn as long as certain conditions are met. These plans require that the funds be paid back into the RRSP at prescribed amounts over an extended period of time.

HOME BUYERS' PLAN

This plan allows first-time homebuyers to "borrow" money from their RRSP for the purpose of purchasing a home. To qualify as a first-time buyer, you or your spouse cannot have owned and occupied a home in the previous five years. In addition, any money you may have borrowed from your RRSP under the Home Buyers' Plan to purchase a home in the past must have been repaid. The maximum amount that can be withdrawn is \$20,000 per person. The funds are repaid over a 15-year period that starts in the second calendar year following the year of withdrawal. If in any year a scheduled repayment is not made, that amount is included in your income for that calendar year.

For more detailed information, obtain the CRA's guide, RC4135, "Home Buyers' Plan" from their website at <http://www.cra-arc.gc.ca/>

LIFELONG LEARNING PLAN

This plan is very similar to the Home Buyer's Plan except that it allows an individual to withdraw funds for his/her education or for his/her spouse's education. The Lifelong Learning Plan student must either be enrolled or have an offer to enrol in a qualifying educational program at a designated educational institution as a full-time student. There are exceptions if the student meets certain disability criteria. The maximum amount that can be withdrawn is \$20,000 for the program. A maximum of \$10,000 can be withdrawn in a calendar year. The program can be used more than once as long as there is no outstanding Lifelong Learning Plan balance. The funds are repaid over a 10-year period. The repayment period varies, however, the latest year the repayments can start is the fifth year after the first Lifelong Learning Plan withdrawal. A missed repayment is included in your income for the calendar year.

For more detailed information, obtain CRA's guide: RC4112, "Lifelong Learning Plan" from their website at <http://www.cra-arc.gc.ca/>



What happens to my RRSP when I retire?

Although your RRSP must mature before the end of the year in which you turn age 69, you do not have to wait until then to withdraw income from your RRSP. Most plans can mature at any time, allowing you to take early retirement, if you wish.

WHAT ARE MY OPTIONS?

At maturity, all of your accumulated funds must be withdrawn from your RRSP. You can take a lump-sum payment, where you would pay tax at your marginal rate at the time of withdrawal. Perhaps a better alternative would be to purchase one, or a combination of RRSP maturity options. RRSP maturity options provide you with retirement income in varying amounts over varying periods of time. In addition, tax is deferred until you actually receive your retirement income, which allows more of your money to remain invested on a tax deferred basis over longer periods of time.

The following list highlights three RRSP maturity options that are popular choices for many Canadians. For a more detailed description, please refer to the following brochure: *Retirement Income – The Facts*.

Registered Retirement Income Funds (RRIFs)

- Provide flexible withdrawal options and allows for a variety of investments similar to RRSPs

- RRIFs allow for an easy transfer of your RRSP investments and provide these investments with the opportunity to continue growing tax deferred
- Require that certain minimum amounts of your savings be withdrawn each year
- Have the potential to provide income for life

Fixed-term annuities:

- Provide a guaranteed source of income until age 90, or until your spouse turns age 90, depending on the option you select
- Provide a fixed rate of income, or income payments that can be indexed over time

Life annuities:

- Provide benefits during your life, or during the lives of you and your spouse
- Allow you to select a term option that guarantees a set number of payments



What happens to my RRSP when I die?

If you die before your RRSP has matured, the proceeds are paid out in a lump sum to either the beneficiary you named in the plan or to your estate.

The general rule is that the deceased is taxed on the value of the registered plan on the date of death. However, there are circumstances where the tax can be deferred if the proceeds are transferred to a qualified individual.

PAYMENTS OF PROCEEDS TO A SPOUSE

You will not be considered to have received the RRSP proceeds on death if your spouse is named as beneficiary of the RRSP. For this to occur, your spouse must transfer the proceeds of the RRSP to an eligible registered plan or to an issuer to purchase a qualifying annuity. In this situation, your spouse will be taxed on the RRSP proceeds; however, your spouse will also receive a contribution receipt for the amount transferred into his/her registered plan or annuity. Payments from an RRSP to your estate for the benefit of your spouse are also taxable to your spouse, provided your spouse and your estate's legal representatives file a joint tax election. If this election is not filed, the RRSP amounts will be included in your income for the year of death.

To minimize probate fees, it is preferable to name your spouse as the beneficiary of the RRSP rather than to file the election after death.

PAYMENTS OF PROCEEDS TO SOMEONE OTHER THAN A SPOUSE

If you want the proceeds of your RRSP to go to someone other than your spouse, generally, the proceeds from an RRSP must be included in your income for the year of death. An exception occurs when the beneficiary is a financially dependent child or grandchild less than 18 years old or a child or grandchild dependent by reason of physical or mental infirmity. Under these circumstances, it is possible to have all or a portion of the proceeds taxed in the hands of



the child or grandchild and have the child receive a deduction for a transfer to a registered plan or annuity.

If you name a person other than your spouse or qualified dependent as beneficiary of your RRSP, your estate will be faced with paying the tax liability even though it may not have enough funds to do so because the entire proceeds of the RRSP were paid to the named beneficiary. If your estate has insufficient assets to meet such tax liability, the beneficiaries of the plan would be jointly liable for the taxes owed by your estate.

SPOUSAL CONTRIBUTIONS AFTER YOUR DEATH

In the year you die, or within 60 days after the year-end, your legal representative may make a contribution to your spouse's RRSP under the normal rules. This contribution will be deductible on your final tax return.



What happens to my locked-in pension funds (LIRA)?

If you were previously a member of a pension plan, you may be entitled to transfer your locked-in pension funds to a locked-in RRSP (also called a locked-in retirement account or LIRA).

Locked-in funds are not generally available for cash withdrawal and must be used to provide some form of life retirement income. Various provinces do allow for earlier access if you are faced with the following circumstances:

- Shortened life expectancy
- Financial hardship
- Non-residency status
- Small-balance cashouts

If you die, any locked-in funds may be paid to your spouse, although the funds held within the plan may continue to remain locked-in.

Depending on the original pension legislation governing your locked-in funds, at the maturity date of your plan (usually no earlier than age 55), you may have the following income options for your locked-in funds:

- You can purchase a life annuity (joint and survivor annuity if you have a spouse), or
- You can transfer funds to a Life Income Fund (LIF), Locked-In Retirement Income Fund (LRIF) or a prescribed RIF (PRIF) in Saskatchewan.



What else should I consider?

SHOULD I BORROW TO CONTRIBUTE TO MY RRSP?

You should consider making your maximum RRSP contribution allowable – even if you have to borrow money to make the contribution. Although interest on the loan will not be deductible for tax purposes, the taxes you save on the RRSP contribution and on the earnings in your RRSP will generally more than compensate for the interest you pay. In addition, the increased tax refund can be used to repay the loan.

You should review this policy each year, taking into consideration the cost of borrowing the funds.

HOW MUCH OF MY RRSP CAN BE INVESTED IN FOREIGN PROPERTY?

The amount of foreign property held by your RRSP cannot exceed 30% of the original cost of all property held within your plan. Foreign content represents the total amount of an RRSP's holdings that are invested outside of Canada. Where the investment exceeds 30% in any month of the year, the RRSP is subject to tax of 1% for that month. The penalty is calculated on the amount by which the cost amount of the foreign property exceeds the maximum percentage of foreign property allowed. Note, at the time of writing, segregated funds offered by insurance companies were not subject to the penalty taxes on excess foreign property.



WHAT IF I AM NO LONGER A RESIDENT OF CANADA?

Contributions to an RRSP may be made even after you cease to be a resident of Canada. For any year or part of a year you are a non-resident, you may only use Canadian-source earned income to calculate your contribution limit. (Remember, your contribution level is based on the previous year's earned income.) You do not have to reside in Canada at the time the contribution is made.

The Income Tax Act imposes a 25% withholding tax on both periodic and lump-sum payments to non-residents out of an RRSP or RRIF. This rate may be reduced on certain payments made to individuals residing in countries with which Canada has a tax treaty.

If, as a non-resident, you receive rental or business income from Canada and are required to file a Canadian tax return, you can reduce your Canadian tax liability by making an RRSP contribution, since these amounts are considered earned income in determining your annual RRSP deduction limit.

As a non-resident, you may transfer certain lump-sum pension benefits or retiring allowances (within limits) directly to an RRSP without paying withholding tax. You may also transfer certain funds tax-free between RRSPs. On death, your non-resident spouse may transfer certain RRSP benefits directly to an RRSP, annuity or RRIF.

You must repay the balance of any funds you withdrew under the Home Buyers' Plan or Lifelong Learning Plan before you file your return for the year, or no later than 60 days after you become a non-resident, whichever date is earlier. If you do not make the repayment by the deadline, you must include the amount you have not repaid in your Canadian income for the year you became a non-resident.



MANULIFE INVESTMENTS – WITH YOU EVERY STEP OF THE WAY

Manulife Investments is a leading provider of financial and investment solutions to Canadians. We start by trying to look at life from our customers' point of view. In close collaboration with independent financial advisors from across the country, we work to provide a suite of products and services that offer practical investment solutions for a wide range of financial needs.

We take our commitment to help enhance our clients' lives seriously. A critical part of our philosophy is to apply a highly-disciplined approach to managing our customers' assets. With over \$17.7 billion* in assets under management, Manulife Investments benefits from strong Canadian roots and the growing global presence of Manulife Financial.

At Manulife Investments, we also understand that financial needs change over the years. That's why we've taken the time to build a suite of products and services ranging from wealth accumulation and protection, to generating guaranteed income for life. By offering Canadians a competitive suite of investment products and services, backed with a commitment to exceptional customer service, Manulife Investments aims to be with you every step of the way.

* May 2004



**For more information please contact your advisor
or our Client Services Teams:**

MANULIFE MUTUAL FUNDS 1 888 588 7999

OTHER MANULIFE INVESTMENTS PRODUCTS 1 888 790 4387

www.manulife.ca/investments

Commissions, trailing commissions, management fee and expenses all may be associated with mutual fund and segregated fund investments. Please read the prospectus or information folder before investing. Investment Returns are not guaranteed, their values change frequently and past performance may not be repeated.

The rates of return are used only to illustrate the effects of the compound growth rate and are not intended to reflect future values of the fund or returns on investment in the fund.

Borrowing to invest in a RRSP is suitable only for investors with higher risk tolerance. You should be fully aware of the risks and benefits associated with investment loans since losses as well as gains may be magnified. The value of your investment will vary and is not guaranteed. However, you must meet your loan and income tax obligations and repay your loan in full. Please read the terms of your loan agreement and the investment details for important information.

Manulife Investments is the brand name identifying the personal wealth management lines of business offered by Manulife Financial (The Manufacturers Life Company) and its subsidiaries in Canada. As one of Canada's largest integrated financial services providers, Manulife Investments offers a variety of products and services including: segregated funds, mutual funds, annuities and guaranteed interest contracts.

Manulife and the block design are registered service marks and trademarks of The Manufacturers Life Insurance Company and are used by it and its affiliates including Manulife Financial Corporation.

 **Manulife Investments**
With you every step of the way!TM